

African Drumming Patterns

Youtube clip: <https://www.youtube.com/watch?v=4YEInwHvZPw>

Kerri Lacey

Basic Soca

B T B T B T B T

Call 1 - All slaps

LR L R L R L R LR

Alternate Call - All slaps

LR R L L L R R L R

Jabulani beat

B T T T B T T T

African Drumming

S S S T T S S S T T

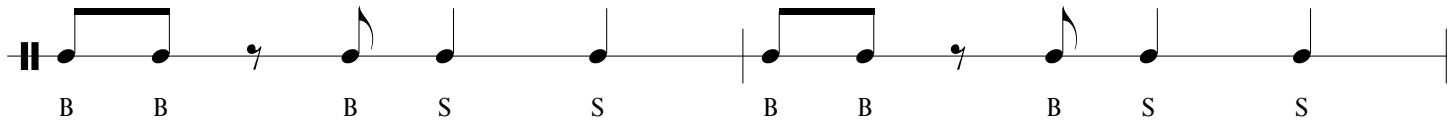
Dahlar Rhythm - Catch Fishes Woman

B T T T T B T T T T

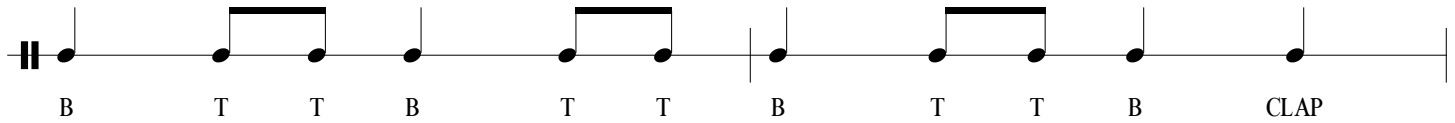
Cuckoo

T T S T T S T T S T T S

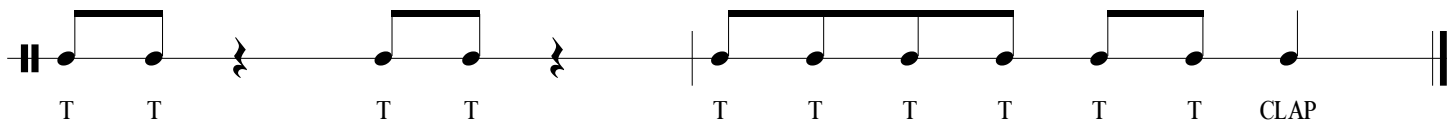
Kingdom of Mali



The Luba - Part I



The Luba - Part II



African Drumming Classroom Group Combinations.

Each performance piece has various groups. With the Calls, have the two group alternate in a call and response style combination. Introduce the groups using staggered entries. Try to drop some of the rhythms in Performance Piece 4 in and out.

Performance Piece 1: Three Groups

- Group 1 - Basic Soca and Jabulani Beat
- Group 2 - Call 1
- Group 3 - Alternate Call

Performance Piece 2: Four Groups

- Group 1 - The Luba Part I
- Group 2 - The Luba Part II
- Group 3 - Cuckoo
- Group 4 - Jabulani beat

Performance Piece 3: Five Groups

- Group 1 - African drumming and Jabulani Beat
- Group 2 - Cuckoo
- Group 3 - Dahlar Rhythm
- Group 4 - Alternate Call
- Group 5 - Call 1

Performance Piece 4: Six Groups

- Group 1 - Kingdom of Mali
- Group 2 - Dahlar Rhythm
- Group 3 - Cuckoo and Jabulani Beat Alternating
in a call and response style
- Group 4 - African Drumming
- Group 5 - The Luba Part I
- Group 6 - The Luba Part II

STUDENT GROUP COMPOSITION: Using these rhythmic patterns and the idea of staggered entries and call and response, create your own Drum Circle.